




# THRIVE AGRITECH

222 Broadway New York, NY 10038  
(800) 205-7216  
thriveagritech.com  
info@thriveagritech.com



# Pinnacle HP

## LED Light

Pinnacle HP maximizes plant growth and yield in warehouses and greenhouses

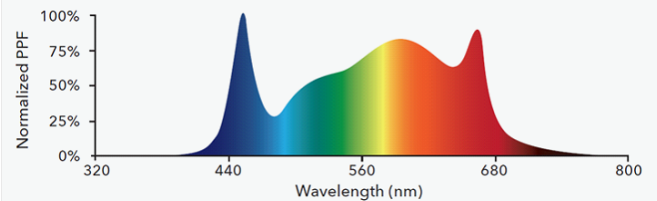
### APPLICATIONS & FEATURES

- Indoor cannabis flower
- Greenhouse supplemental light
- 0-10V dimming
- Simple installation and wiring with internal driver
- Passive cooling (no fans or water)
- 5-Year Warranty

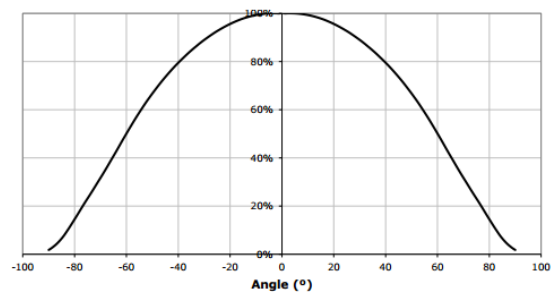
### SPECIFICATIONS

- Part number: PCL-840W-FS2
- 840W
- 2.8  $\mu\text{mols/joule}$  efficiency
- 2,350  $\mu\text{mols/sec}$  light output
- Weight 29.8 lbs (13.5 kg)
- 120V-277V
- Power Factor > 0.9
- IP66, ETL, CE, UL8800
- 50,000 Hour Lifetime (Q90/B20)
- 35C max ambient temperature

### FULL SPECTRUM WHITE

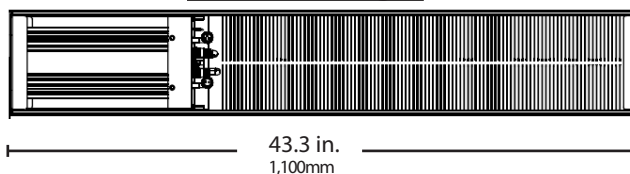
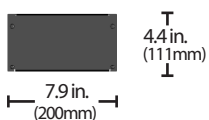


### BEAM ANGLE: 120 DEGREES




### DIMENSIONS

#### Pinnacle HP Light





222 Broadway New York, NY 10038  
(800) 205-7216  
thriveagritech.com  
info@thriveagritech.com



# Pinnacle HP

## LED Light

### WIRING & INTERCONNECTION

Pinnacle HP lights can be electrically connected with interconnection cables for both power and dimming. See installation manual for detailed instructions.

### MAXIMUM DAISY-CHAIN

Voltage	Max # of connected lights	Current / Fixture
120		.0A
208		.A
240		.5A
277		.A

### LIGHTING LAYOUTS

Lighting layouts for a variety of horticulture applications are available, if you need a customized lighting layout please contact our customer support team. (800) 205-7216 • thriveagritech.com • info@thriveagritech.com

