



# THRIVE AGRITECH

222 Broadway New York, NY 10038  
(800) 205-7216  
thriveagritech.com  
info@thriveagritech.com



# INFINITY 2.0

## LED Light Bar

Infinity 2.0 is an easy-to-install, high efficiency LED grow light with a spectrum optimized to increase plant biomass and crop yields.


### APPLICATIONS & FEATURES

- Multi-tier cannabis veg up to 500 umols/m<sup>2</sup>/sec
- Multi-tier leafy greens 200-300 umols/m<sup>2</sup>/sec
- Propagation 50-150 umols/m<sup>2</sup>/sec
- 0-10V dimming
- Simple wiring and daisy-chaining
- 5-year warranty

### SPECIFICATIONS

- 65W
- 156 umols/sec Light Output
- 2.4 umols/joule Efficiency
- 100V-277V Input Voltage
- Power Factor > 0.9
- IP66, ETL, UL8800, DLC
- 40,000 Hour Lifetime (Q90/B20)

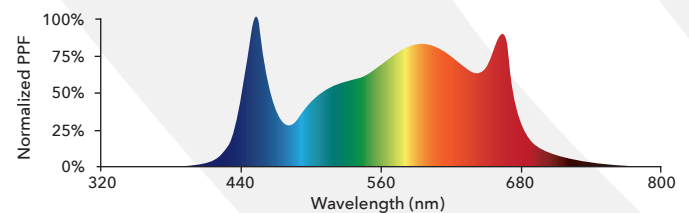
### DIMENSIONS



### BEAM ANGLE 120 DEGREES



### FULL SPECTRUM WHITE





# THRIVE AGRITECH

222 Broadway New York, NY 10038  
(800) 205-7216  
thriveagritech.com  
info@thriveagritech.com



## INFINITY 2.0 LED Light Bar


### DIMMING

0-10V dimming from max intensity to off.



### WIRING & INTERCONNECTION

Infinity 2.0 LED light bars can be electrically connected end-to-end or with an interconnection cable. See the installation manual for detailed instructions.




#### MAXIMUM DAISY-CHAIN


Voltage	Max # of connected	Current/Fixture
110	10	0.54 A
240	26	0.27A
277	32	0.23A

### MOUNTING

#### FLUSH MOUNT



#### SUSPENSION MOUNT



### LIGHTING LAYOUTS

Lighting layouts for a variety of horticulture applications available, if you need a customized lighting layout, please contact our customer support team. (800) 205-7216 • thriveagritech.com • info@thriveagritech.com

